

G. PULLA REDDY HIGH SCHOOL
LESSON PLANS
WEEKLY - PLAN



Subject : English




Grade: 1

Topic: Save Each Drop

Lesson Plan : weekly plan

By : Mrs. Srilatha (English Department)

date	Learning out comes	Learning activity	Assessment
28 10 2024	<p>Student will be able to read out a short poem out properly with action</p> 	<p>Discussion “ save each Drop”</p> <ol style="list-style-type: none">1. Interactive2. Question and answer 	<p>Using the imager in the book students take on correct water saving action & cross on action that waste water .</p>
29 10 2024	<p>Students will be able to identify specific ways in which water can be wasted and saved</p>	<p>Picture cards show imager tops left running versus using a mug. Discuss which is the better choice</p>	<p>Asts students to share how they use water at home and how they think they could save it.</p>

<p>30 10 2024</p>		<p>Students in pairs search for and collect the cards that rhyme.</p>	<p>Identify the rhyming words in the poem.</p>
<p>1 11 2024</p>	<p>Students will be able to recognize rhyming words</p> 	<p>Discussion on new word and assessment learners to read and copy the new word</p>	<p>Write and learn new word 1 time</p>
<p>2 11 2024</p>	<p>Students will be able to identify new words from the poem</p> <p>Students will be able to draw a picture of save water</p>	<p>Visual assessment show picture of different water saving tools (ex; mugs, bucket)</p>	<p>Draw and color the picture "save water"</p> 

SUBJECT : Mathematics

GRADE :4

Learning Ladder : Money

LESSON PLAN : Weekly plan

BY : Miss. N. Sumalatha Reddy (Mathematics Department)

DATE	LEARNING OUTCOMES	LESSON ACTIVITY	ASSESSMENT
27/08/2024 Tues day	Students will be able to : Recognize and identify different denominations of currency (coins and notes) Understands the value associated with each denomination	Introduction : students various coins and notes (ex; 1 rupees,5 rupees, 20 rupees etc) *Discuss the features and values of each denomination *have students sort amited pile of coins and notes into their respective denominations ** students complete a worksheet where they match pictures of coins and notes to their values	*observation and class discussion to assess initial understanding *Review of worksheets for accuracy.
28/8/2024	Students will be able to: count combinations of coins and notes . *Calculate the total value of different groups of currency.	*Quick review of demonstrations from lesson-1* Practice counting small amount of money as a class Activity: give students a set of coins and notes and ask them to count and write down the total value. *Pair students to check Each others work	*monitor Students during the activity and provide feedback. *Quick oral quiz at the end of the lesson

29/8/2024	<p>LEARNING OUTCOMES</p> <p>Students will be able to make a specific amount using different combination of coins and notes</p>	<p>Discuss how you can make the amount using different denominations (ex: 10 rupees can be made with tulo '5' rupees coins ,one 10 rupees notes etc)</p> <p>Activity :</p> <p>*Students are given a target amount and asked to create it using at least tulo different combinations of coins and notes.</p> <p>*Share and compare different combinations in pairs.</p>	<p>Class discussion on strategies used.</p>
30/8/2024	<p>Students will be able to understand basic transactions (buying and selling) involving money.</p>	<p>Discuss a simple buying scenario (ex: buying a pencil for 7 rupees and paying with a rupees note)</p> <p>Demonstrate tulo to calculate the change 3 rupees.</p> <p>Activity:</p> <p>Role play activity where students take turns being the customer and the shop keeper conducting transaction and giving correct change</p>	<p>Monitor role play activity to ensure students correctly calculate change</p>

<p>31/8/2024</p>	<p>Students will be able to apply knowledge of money in real life situation. Students will be able to solve word problems involving money including addition and subtraction.</p> <p>Key competencies</p> <ul style="list-style-type: none"> • Collaboration • Communication 	<p>*Recap the key concepts learned though out the week *Present a few real life scenarios where students might need to use money (ex: shopping at a grocery store)</p> <p>Activity: students word on a series of word problems involving money. (ex: adding up to the cost of items calculating total expenditure, derterming the change to be received</p>	<p>*Collect and review students word problems solution for accurany .</p> <p>* end of week quiz covering all the concepts learned during the week.</p>
------------------	----------------------------------------------------------------------------------------------------------------------------------------------------------------------------------------------------------------------------------------------------------------------------------------------------------	---------------------------------------------------------------------------------------------------------------------------------------------------------------------------------------------------------------------------------------------------------------------------------------------------------------------------------------------------------------------	--------------------------------------------------------------------------------------------------------------------------------------------------------